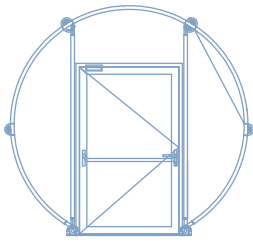
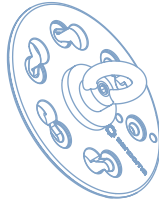
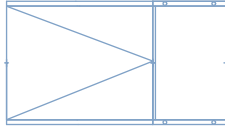
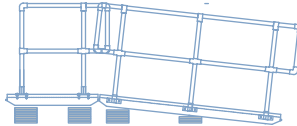
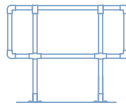
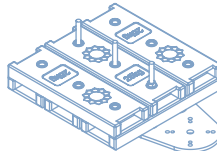


**ZENDOME.add-ons (without scale)**

**ZENDOMEdoor-systems**

**ZENDOME.plugin**

**ZENDOME.ramps**

**Railing for Ramps**

**ZENDOME.tunnel connector (floor)**

**Railing for connector**

**ZENDOME.weights 25kg**

**External Loads**

More information about ZENDOME.add-ons are available on our web site: [www.zendome.com/add-ons](http://www.zendome.com/add-ons)

**Additional Tool-kit**

**Emergency Exit**

**Fire Extinguisher**

**Smokers Area**

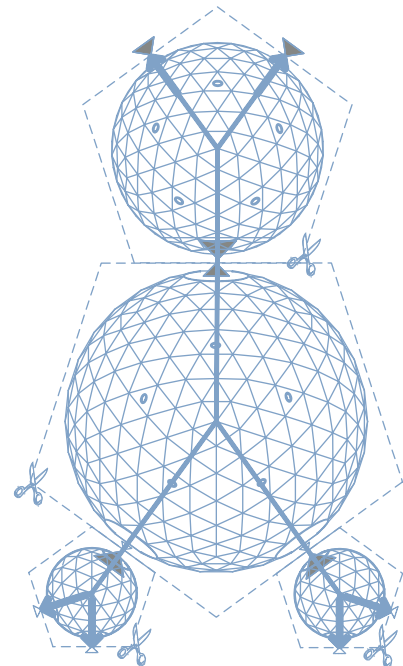
**Electricity Supply**

**Water Supply**
**SECURITY**

Security comes first! By choosing ZENDOME you not only have selected the original but also quality Made in Germany, safety and service. You will get longevity and a perfect fit. Please check with regional regulations and official organizations.


**Heating System (oil) 100KW 1:200 (Example)**

**A/C 200KW 1:200 (example)**

**WC Container 1:200 (6 toilets 6mx2,5m)**
**ZENDOME.domescape**

**NOTE**

The basic form of the ZENDOME is a "pentagon". Each ZENDOME is designed to have 3 openings in the membrane; this gives you the option to connect with other units in order to build a ZENDOME.domescape (Y-Systematik). For different set-ups and special requests, please do challenge us!